

To All Park Visitors

- Picking fruits, flowers, and other plants in the park without permission is punishable by law.
- Bicycles, skateboards, kickboards, run bikes, etc., are not allowed in the park.
- Drones and radio-controlled vehicles are not allowed in the park.
- The use of fire, fireworks, etc., is not allowed in the park.
- If you are visiting with a pet, please keep it on a leash and clean up after it.
- Please refrain from practicing golf in the park or engaging in any other behavior that could disturb other guests.
- Please refrain from setting up tents for overnight stays.
- To prevent accidents, setting up tents with ropes is not allowed in the park.

ROAD TRAIN

Capacity: 54 People



Starting Point for Descent : Fruit Center/
Ascent : Parking Lot No.1

Fare:
 One-way ticket
 Adults 400yen / Children 200yen
 One-day ticket
 Adults 600yen / Children 300yen

Operating Days:
 One trainset / Weekdays
 Two trainsets / Saturdays, Sundays, and public holidays

Service may be suspended due to seasonal changes or adverse weather conditions.

● Starting Point or Stop for Road Train

- * Children under 3 years old and individuals with a disability certificate can ride free of charge (caregivers will be charged for the ride).
- * Please purchase tickets from the staff at the time of boarding.
- * If you have a one-way ticket, you will need to purchase another ticket when boarding again after getting off the bus.
- * The starting point and stop at Parking Lot No.1 will change depending on the progress of the construction. Please follow the signs on-site for more information.

Park map

- | | |
|----------------------|---------------------------|
| Parking | Water Fountain |
| Coin Lockers | Nursing Room |
| Cafeteria | Information |
| Restaurant | City Bus Stop |
| Road Train | Taxi |
| Public Telephone | AED |
| Toilets | Rest Area |
| Multipurpose Toilets | Orchard |
| Smoking Area | General Information Board |

Out of service due to construction

Information

Opening Hours / Closed Days:

The facility's hours of operation are subject to change. For more information, please visit the official website.

Park, Parking, and Other Outdoor Playground Equipment:

Available 24 hours a day, 7 days a week

Wampaku-Dome Playground, Fruit Plaza, Park Management Office, and Fruit Hall:
 Opening Hours: 9:00-17:00
 (Saturdays, Sundays, and public holidays from April 1st to October 31st:
 9:00-18:00) Open year-round

Cooking Room, Workshop Room, and Fruit Plaza Indoor Stage:

Opening Hours: 9:00-21:00
 Closed: December 29th to December 31st
 * Reservation required for use (for a fee)



Dog Run:

Open year-round
 April-October: Weekdays 9:00-17:00
 Saturdays, Sundays, and public holidays 9:00-17:00
 November-March: 9:00-16:30 (Weekdays, weekends, and public holidays)
 * Registration required (free).
 * Hours may change depending on the season.
 * There are two areas: one for dogs weighing less than 4kg and one for dogs weighing less than 8kg.

Aqua Athletic:

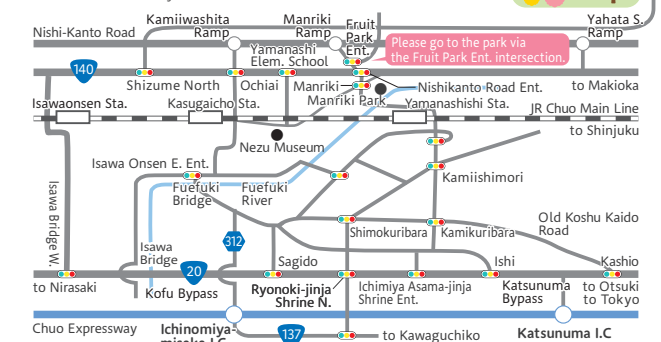
Available for use from April 1st to October 31st
 * Reservation required for use (for a fee)

Access map

Fuefukigawa Fruit Park

● Yokomizo Seishi Museum


About 90 minutes by limited express from Shinjuku Station on the JR Chuo Main Line, then 7 minutes by taxi or 7 minutes by Yamanashi municipal bus.
 About 30 minutes by car from Chuo Expressway Ichinomiya, Misaka I.C. or Katsunuma I.C.
 About 90 minutes by car on Route 140 from Chichibu City
 About 150 minutes by car from Kan-etsu Expressway Hanazono I.C.
 About 30 minutes by car from Kofu



Yamanashi Fruit Park Partners
Fuefukigawa Fruit Park Management Office
 1488 Ezohara, Yamanashi City, Yamanashi 405-0043, Japan
 TEL.0553-23-4101 E-mail info@fuefukigawafp.co.jp



Published 2025.03



Yamanashi Fuefukigawa Fruit Park

Together We Grow



Nearby Facilities



A Fruit Center "Oka no Eki, Togenkyo"

Offers a large number of souvenirs for your trip, such as fruits and vegetables picked that morning, a variety of prefectural wines, and ingredients and specialties that Yamanashi is proud of.

Opening Hours: 9:30-17:00
Open year-round
TEL.0553-23-5111



A Fruit Kingdom "GAIA Tabe-Terrace"

Enjoy original dishes using ingredients from Yamanashi Prefecture, in addition to fruits.

Opening Hours: 11:00-18:00
Open year-round
TEL.0553-39-8531



B Fruit Park Fujiya Hotel

Enjoy superb views of the Kofu Basin and relaxing hot springs at this resort hotel on a hill, where you can feel the seasonal breeze.


TEL.0553-22-8811
(Opening Hours:
9:00-20:00)



C BBQ Center "Fukatei"

Experience a complete barbecue using a Mt. Fuji lava plate.

Opening Hours: 11:00-16:30
Closed: Monday
(the following day if
it is a public holiday)
TEL.0553-23-5111



D Yamanashi Fruit Onsen PukuPuku

While bathing, overlook the Kofu Basin and enjoy Mt. Fuji during the day or one of The New Three Major Night Views of Japan after dusk. Seasonal fruit baths, held regularly, are also popular.

Opening Hours: 11:00-23:00
(Saturdays, Sundays, and public
holidays: 10:00-23:00)
Open year-round TEL.0553-23-6026



Cafe, Restaurant, and Shops



5 Sun Verger(shop)

We offer a wide variety of seasonal fruits delivered from the Fruits Kingdom Yamanashi, as well as processed products such as homemade jams, Yamanashi specialties, and wines from Yamanashi Prefecture. After a stroll through the nature-rich park, come and enjoy shopping in this relaxed store.

Opening Hours: 9:30-17:00
Open year-round



5 Panoramic & Stardust Restaurant, GAIA

A restaurant where you can enjoy a superb view with your meal. We offer an original menu inspired by the four seasons, featuring dishes made with a variety of local ingredients. The terrace seats (outdoor) are pet-friendly!

Opening Hours:
11:00-22:00
(Hours may change
depending on the
season.)
Open year-round
TEL.0553-39-8379



Hearty, grown-up version
of kid's meals



Pancakes with
plenty of fruit



2 Fruit Cafe "Hatchinka+(Plus)"

Enjoy parfaits, soft-serve ice cream, and snacks made with seasonal fruits from the eight unique fruits of the old Kōshū Province (grapes, peaches, pears, persimmons, chestnuts, apples, pomegranates, and walnuts).

Opening Hours: 10:30-17:00
Open year-round



13 Outdoor Shop "Hachi+(Plus)"

This shop sells grilled rice balls made with prefectural ingredients, coffee, and ice cream bars topped with fruits. Notable menu items include the grilled onigiri made with eel in a special sauce created with prefectural red wine, Shingen chicken teriyaki, roast beef prepared with Koshu wine beef, and Kai salmon. Enjoy a spectacular view of Mt. Fuji and the Kofu Basin.

Opening Hours: 10:00 - 17:00
(Until 16:00 in winter)
Opening days: Saturdays, Sundays,
and public holidays only
Closed in January and February



Park Facilities



1 Entrance Plaza

A terrace-like square offering a panoramic view of the distant mountains and the eastern Kofu Basin.



3 "Wampaku-Dome" Playground

Regardless of whether it's raining or cold, this space allows small children to play energetically with their whole bodies. There is also an entrance to the underground fruit hall.



5 Fruit Workshop

The second floor of the fruit workshop can be used by friends or groups for cooking classes and workshops. On the first basement floor, there is the park management office, a library corner, and a tourist information corner.

7 Water Garden

A water plaza consisting of three differently shaped ponds, fountains, and waterfalls.



9 Aqua Athletics

A thrilling outdoor athletic plaza featuring flowing water.



11 Fruit Adventure

Enjoy a walk through the orchard while solving quizzes.



2 Fruit Plaza

The stage features an open, white-tiled design and provides an entrance to the café and fruit hall. It can also be rented for concerts.



4 Fruit Hall (Gallery)

An underground exhibition facility that can be entered from the Fruit Square and the Wampaku Dome. Here, you can learn about the history and culture of fruits and wine, and enjoy a hands-on game corner themed around fruits.



6 Information Center

This is the contact point for guidance. If the staff is not available, please contact the park management office using the dedicated telephone provided.



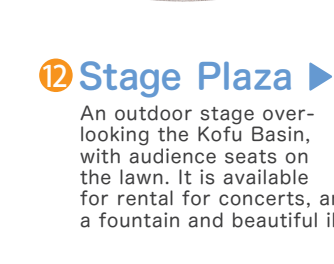
8 Fountain Plaza

This plaza features a grape-shaped pond and a fountain resembling a wine glass, which is lit up in the evening. You can also overlook the Kofu Basin from here.



10 Playground

Various playground equipment is available across the garden path. Enjoy the experience of moving your body as one with the magnificent scenery.



12 Stage Plaza

An outdoor stage overlooking the Kofu Basin, with audience seats on the lawn. It is available for rental for concerts, and features a fountain and beautiful illuminations.

